



2020

2021 03

.....

--	--	--

			002521
	Qifeng New Material Co., Ltd.		
	22		
	255432		
	22		
	255432		
	http://www.qifeng.cn		
	qifengtezhi@163.com		

		22
	0533-7785585	
	0533-7788998	
	yaoyanlei@126.com	

	http://www.cninfo.com.cn



1

2

	509,965,955.07	736,977,886.39	799,626,616.95	764,338,664.59
	14,144,505.73	33,129,967.04	58,358,246.28	54,283,876.32

	-2,488,560.00	-4,123,001.56	-4,679,850.27	
	6,573,391.02	3,212,179.63	3,097,214.30	
	1,575,144.86	3,473,720.70	1,037,895.05	
	29,829,300.17	21,680,147.19	19,848,367.23	--

1

1

1

10

600

30

1

	4.4%
	2.55%
	122.95% 1.8 /

2

8

25

9

43.8

2019

- 1
- 2
- 3
- 4
- 5

2-3	100-200	2000-2500	300-400
		192	COD 295
2008 5 9	2009 2 11		

2010 1

- 1
- 2
- 3

30

	223,514,057.70	7.95%	222,195,410.51	6.80%	0.59%
--	----------------	-------	----------------	-------	-------

2**10%**

8

	215,419,775.28
	7.66%
	0.00%

5

1		54,404,475.88	1.94%
2		51,868,960.24	1.85%
3		47,949,918.55	1.71%
4		36,986,012.33	1.32%
5		24,210,408.28	0.86%
	--	215,419,775.28	7.66%

	963,574,556.47
	44.36%
	0.00%

5

1		266,763,185.64	12.28%
2	MIDLAND ENTERPRISES LIMITED	224,016,177.23	10.31%
3		161,838,729.04	7.45%
4		160,490,718.67	7.39%
5	CELLULOSE ELDORADO AUSTRIA GMBH	150,465,745.89	6.93%
	--	963,574,556.47	44.36%

3

	2020	2019		
	19,461,709.35	82,495,496.13	-76.41%	

	93,293,689.69	86,546,380.66	7.80%	
	10,009,344.68	30,452,751.15	-67.13%	500

	-132,872,712.09	-133,375,433.96	-0.38%
	174,957,059.27	24,853,719.78	603.95%

65.87%

31.27%

1.8

1

2020





1.8	/			32,926,844.16	32,926,844.16		21.95%	44,830,000.00			2020 07 22	
	--	--	--	32,926,844.16	32,926,844.16	--	--	44,830,000.00	0.00	--	--	--

4

1

2

5

1

2

10%

--	--	--	--	--	--	--	--	--	--	--	--	--



1

٤

			6	2010 10	12	
				2010 10	12	
			6	2019 31	08	6
			6	2019 12	09	6
			6	2019 18	09	6

			6	2019 09 24	6	
			6	2019 09 25	6	
			6	2020 05 29	6	
			6	2020 05 29	6	

2

	2020 01 01	2020 12 31	1,300	1,754.64		2020 05 16	http://ww.cninfo.com.cn

							2020-035 2020
--	--	--	--	--	--	--	------------------

2020 2

96%

14,400
2020 5 31

96%

2020 2021 2022

1,300 1,500 1,700

2020

2020	2020	2020
		%
1,300.00	1,754.64	134.97

“ ”

1.

2017
2020 1 1

14

2006

14

15

(

2020 1 1

2.

	1 3

415.85

2

3

4

5

	2020 4 28	10	10
96%	17,018.37	96%	14,400
100%			
2020 4 28		96%	14,400
	10	96%	




96%

1


1

2



2019 08 27
9,000

9,000



		1,002.54	2020 08 03	1,002.54				
		875.31	2020 08 24	875.31				
		997.52	2020 10 26	997.52				

2

4

5

1

2020 2 2

200

2

1

2

3

		/
1.		
2.		
3.		



4.		
5.		
6.		
7.		
8.		
9.		

						GB16297-1 996			
	-		1	120	5mg/m ³	GB16297-1 996	4.34t	16.913t/a	

10000 /

GB/T31962-2015

10000 /

SNCR+SCR

+

120

-

1

		/		
PH	6.5-9.5			
	500mg/L			
	45mg/L			
	8mg/L			
	70mg/L			

2

		/		
	35mg/m ³		35.5	
	50mg/m ³		35.5	
	5mg/m ³		35.5	

1

2

1

2

3

1

	29,184		29,112		0		0
		5%				10	

		1.03%	5,082,626		0	5,082,626		
		1.02%	5,055,500	1,552,500	0	5,055,500		
		0.92%	4,545,700		0	4,545,700		
		0.86%	4,230,000		0	4,230,000		
		0.71%	3,500,230		0	3,500,230		

10

		4,230,000	4,230,000
10	10		

10 10

2

3

10			

李学峰




					2011	2023					
					71 01 17	04 23	80,695,96				80,695,96
							5				5
					2011	2023					
					48 01 17						

					2011	2023					
					47 01 17	04 23					

2001 6	2004 12	2004 12			
2		1972			
	2002 8	2004 12		2004 12	
3		1962		2001 4	2004 12
				2004 12	
4		1969		1991 4	2002
	2002 2	2004		2004 12	2007 11
	2007 12				
5		1970			
				2020 4	24
6		1961			
				2020 4	24
7		1982			
2020 4	24				
1		1973		1995	
				1995	
1997	2012				
2		1961			
3		1975		2000 3	
1		1972			1995 8
		2001 6			2001 5
	2007 12	2016 12		2007 12	
				2011 1	17
2		1970			
				1992 12	1999
	2000 1			2004	

-

			2012	12	20
			2017	05	12



				47		22.41	
				59		21.2	
				45		13.68	

2

3

4

1

2

3

4

5

<http://www.cninfo.com.cn>

6

7

1

	2	2	0	0	0		2
	2	2	0	0	0		2
	2	2	0	0	0		2
	5	5	0	0	0		2
	5	5	0	0	0		2
	5	5	0	0	0		2

2

3

1

2

2020

3 2020



	2021 03 25
	[2021] 3-00158

2020

2020 12 31

2020

12 31

2020

1.

15.29 %

2020 12 31

72,418.02

2

4

5

6

1.

2020

	16,690,466.15	13,945,941.04
	3,305,218.37	3,410,875.98

2020

134,478,648.68

869,208,188.86

3,494,167,272.60

9,221,451.53

3,503,388,724.13

4,364,780,848.83

2019 12 31

33,306,058.94

10,327,707.90

15,882,765.78

133,152,158.21


		4,395,516.56	4,578,955.05

	2,639,733,338.29	
	2,406,319,863.15	2,798,328,090.30

	2020	2019
	186,582,260.84	308,951,733.24
	168,771,157.76	295,861,284.48

1.		
2.		
3.		

	-132,872,712.09	-133,375,433.96
--	-----------------	-----------------

	-134,1		104,32	-23,71
	64,109	6,125,	2,486.	6,096.
	.83	526.55	92	36

4



1												
2												
3												
4												
									6,125,526.55	-55,594,108.45		-49,468,581.90
1									6,125,526.55	-6,125,526.55		
2										-49,468,581.90		-49,468,581.90
3												



1									1,700,133.25	-1,700,133.25		
---	--	--	--	--	--	--	--	--	--------------	---------------	--	--

1

-

2

12

(

4

5

1.

2.

6

1.

2.

3.

10

1.

1

2

2.

1

2

(

	2020	12	31			1
3-4	4.5%	1-2	4	20%	2-3	60%
	90%				100%	
2						
3						
5%-50%			5%-50%			
7.						
12						
13						
14						
15						
16						
1.						
2.						
3.						
4.						
5.						

17

()

18

- 1.
- 2.
- 3.

- 1.
- 2.

19

20

21

22

23

1.

12

7

2.

22

3.

20%

50%

20%

24

25

1

2

		15 40	5	

2

(1)

(2)

(3)

(4)

(5)

35

1

2

3

4

36

37

38

39

40

1.					
	2017		14		
2020	1	1			
		2006		14	15
	(

	2019		2020		‰P
	12	31	01	01	‰P
		155,591,683.65		155,591,683.65	0.00
		19,516,286.24		19,516,286.24	0.00
		781,085,196.83		781,085,196.83	0.00
		676,525,316.61		676,525,316.61	0.00
		92,296,799.36		92,296,799.36	0.00
		8,034,259.50		8,034,259.50	0.00
		413,832,750.61		413,832,750.61	0.00

	1,246,736,949.94	1,246,736,949.94	0.00
	16,911,826.41	16,911,826.41	0.00
	112,036,428.80	112,036,428.80	0.00

	3,503,388,724.13	3,503,388,724.13	0.00
	4,364,780,848.83	4,364,780,848.83	0.00

	435,934.50	435,934.50	0.00
	4,734,667.17	4,734,667.17	0.00
	2,549,613,092.15	2,549,613,092.15	0.00
	3,022,622,265.04	3,022,622,265.04	0.00

	16,107,895.33	16,107,895.33	0.00
	494,685,819.00	494,685,819.00	0.00

2

	921,972,510.52	
	921,972,510.52	
	921,972,510.52	

3

--	--

	155.19									
	347,443, 066.76	100.00%	1,263,64 1.02		346,179,4 25.74	20,435,90 1.82	100.00%	919,615.58		19,516,28 6.24







1	1	705,279,527.42
1	2	






7

1



3







438,055.14

12

--	--	--

/

13

		784,000,000.00
		8,068,799.66
	10,950,477.30	12,469,630.41
	2,142,528.04	6,434,713.50
	13,093,005.34	810,973,143.57

14

15

--	--	--	--	--	--	--	--	--

--	--	--	--	--	--	--	--	--

20**1****2****3**

--	--	--

21

	1,191,883,557.97	1,246,736,949.94
	1,191,883,557.97	1,246,736,949.94

1

1.	120,876,316.61	703,511,585.33	9,371,685.37	24,449,007.95
----	----------------	----------------	--------------	---------------

5

--	--	--

6

--	--	--

153,305,769.98

18,723,918.25

22


	35,464,960.74	11,998,959.49
	2,239,666.86	4,912,866.92
	37,704,627.60	16,911,826.41

1

1.8 /	32,926,844.16		32,926,844.16			
25#				3,278,326.73		3,278,326.73
5#				2,937,106.53		2,937,106.53
1#				2,089,360.79		2,089,360.79
	2,538,116.58		2,538,116.58	3,694,165.44		3,694,165.44
	35,464,960.74		35,464,960.74	11,998,959.49		11,998,959.49

2

--	--	--	--	--	--	--	--	--	--	--	--	--



--	--	--

26

1



2

29

	2,520,000.02		279,999.96	2,240,000.06
	88,047.31	148,505.87	112,595.52	123,957.66
	2,608,047.33	148,505.87	392,595.48	2,363,957.72

30 /

1

	78,155,588.93	12,578,481.52	

2

3

--	--	--

1	1	
		251,993,192.90
		154,384,927.09
1		
		21,601,372.43
		27,744,806.65
		273,594,565.33
		182,129,733.74

2 **1**

		4,334,434.03
ABK		3,338,400.00
		2,488,332.52
PAPCEL a.s.		2,439,600.00
		12,600,766.55
		--

37

1

--	--	--

2 **1**

--	--	--

38

39

1

	38,205,292.23	147,139,528.70	141,643,534.24	43,701,286.69
-		11,749,399.34	11,749,399.34	
	38,205,292.23	158,888,928.04	153,392,933.58	43,701,286.69

2

1	16,996,208.72	122,292,962.45	121,670,122.33	17,619,048.84
2		11,111,298.27	11,111,298.27	
3		6,803,332.48	6,803,332.48	
		5,170,194.45	5,170,194.45	
		773,760.85	773,760.85	
		859,377.18	859,377.18	
4		1,417,046.55	1,417,046.55	
5	21,209,083.51	5,514,888.95	641,734.61	26,082,237.85
	38,205,292.23			

	3,095,000.00	

--	--	--

46

1

--	--	--

2

	--	--	--								

3

4

47

--	--	--

48

--	--	--

1

--	--	--

2

--	--	--	--	--	--

49

1

--	--	--

2

--	--	--

--	--	--

--	--	--

50

--	--	--	--

51

	17,017,929.89		2,716,990.00	14,300,939.89	
	17,017,929.89		2,716,990.00	14,300,939.89	--

	7,452,000.00		1,296,000.00				6,156,000.00	
2015	2,703,916.67		457,000.00				2,246,916.67	
	2,125,000.00		340,000.00					



	4,306,884.80	2,168,747.18	2,385,459.39	2,146,190.39
	2,810,909,123.00	2,406,319,863.15	3,267,614,210.95	2,798,328,090.30

	1	2		


0.00

62


	4,938,916.01	3,950,806.56
	2,151,066.37	1,716,573.57
	5,118,822.17	5,168,187.72
	4,833,833.28	2,608,840.04
	23,134.00	23,520.00
	936,387.59	923,908.11
	1,434,044.24	1,144,382.42
	358,511.04	286,095.64
	350,030.69	294,136.34
	20,144,745.39	16,116,450.40

63





61,582,914.12



	-1,081,168.52	-401,437.14
	-1,081,168.52	-401,437.14

73

	-1,997,945.58	-8,310,553.14
	-1,997,945.58	-8,310,553.14

74

	325.76	544,602.09	325.76
	86,668.99	380,580.17	86,668.99
	86,994.75	925,182.26	86,994.75

									/
--	--	--	--	--	--	--	--	--	---

75

	2,184,500.00	50,000.00	2,184,500.00
		4,347,537.23	
	354,091.18		354,091.18
	20,060.23	11,373.47	20,060.23
	36,575.64	650,646.59	36,525.64
	2,595,227.05	5,059,557.29	2,595,227.05

76

1

	22,271,196.98	13,883,713.85
	2,008,369.51	1,683,002.72
	24,279,566.49	15,566,716.57

2

	186,319,452.15
/	46,579,863.04
	-13,178,729.97
	63,373.62
	2,402,562.44
	-10,334,847.77
	-1,252,654.87
	24,279,566.49

77

78

1

	5,695,418.89	2,401,196.56
	8,966,542.85	6,893,028.88
		4,258,750.84
	6,519,758.77	2,872,444.18

	89,651.52	380,580.17
	21,271,372.03	16,806,000.63

2

	96,986,778.11	16,852,078.98
	9,699,110.47	73,968,493.17
	1,817,309.21	1,811,577.79
	16,640.33	3,174,127.63
	2,264,283.50	178,491.50
	110,784,121.62	95,984,769.07

3

--	--	--

4

--	--	--

5

	9,586,130.07	6,000,000.00
	9,586,130.07	6,000,000.00

6

		9,586,130.07

	320,946,083.26	145,989,023.99
	145,989,023.99	121,135,304.21

81

	124,129,261.10	
	319,362,155.19	
	443,491,416.29	--

82

1

	--	--	25,682,397.84
	3,562,629.47	6.5249	23,245,800.95
	233,407.12	8.025	1,873,092.14
	669,531.82	0.8416	563,504.75

2

83

84

1

		643,927.00	643,927.00
	- 2019 75	1,000,000.00	1,000,000.00
2020	-		

2

--	81,000,000.00
----	---------------

5

6

1

1

				100.00%		
				100.00%		
				100.00%		
					100.00%	
					100.00%	
					96.00%	

2

--	--	--	--	--

3

--	--	--	--	--	--	--

20%

20%

2

	/	/

3

	/	/

4

	/	/
	--	--
	--	--

7

8

4

				/	

5

6

1

"T., (M' d q W q yÄfÄ ' "

2020 12 31

2

[Redacted]	[Redacted]	[Redacted]	[Redacted]
	[Redacted]	[Redacted]	[Redacted]
1.	[Redacted]	--	--

[Redacted]	[Redacted]	[Redacted]
[Redacted]	[Redacted]	[Redacted]
[Redacted]	--	[Redacted]

5

6

7

8

9

1

--	--	--	--	--	--

2

3

--	--

4

5

1

/

--	--	--	--	--	--

/

--	--	--	--

1.

2020 1-5 2019

				2020 1-5	2019
--	--	--	--	----------	------

/

3

3

4

5

1

2

1

2

3

1

--	--	--	--

2

	49,468,581.90
	49,468,581.90

3

4

1

1



2



2

3

1

2

4

5



6

1

2



	11,027,257.30

		3,588,242.65			
		2,761,095.33			

1

1

--	--	--

2

--	--	--	--	--

3

2

1

()		
-----	--	--

2

1

()				
-----	--	--	--	--

3

3

1

	420,547.63	396,469.51

	4,487.10	4,310.50
	425,034.73	400,780.01

2

--	--	--

4

--	--

--	--	--	--	--	--

5

--	--	--	--	--	--

6

--	--	--	--	--

7

8

3

	2,539,863,535.43		2,539,863,535.43	2,539,863,535.43		2,539,863,535.43
	2,539,863,535.43		2,539,863,535.43	2,539,863,535.43		2,539,863,535.43

1

	((
--	---	--	---	--

))	
	2,529,596,100.00					2,529,596,100.00	
	9,465,235.43						

0.00

5

	50,000,000.00	12,000,000.00
	8,946,383.17	4,364,528.80
	58,946,383.17	16,364,528.80

6**1**

1

2

		/	/
	4.62%	0.32	0.32
	3.76%	0.26	0.26

3

1

2

3

4

2020